

**Caratteristiche:**

Diffusori quadri forellinati con cornice.

Costruzione:

Telaio in alluminio, lamiera forata in acciaio verniciato bianco RAL 9010.

Impiego:

A soffitto, in mandata e ripresa.
Altezza di installazione: 2,5 - 4,0 m

Fissaggio:

Clips (viti a richiesta).

Accessori:

- Plenum in acciaio zincato standard o isolato, con o senza rete equalizzatrice.
- Serranda di taratura in acciaio zincato con alette a movimento contrapposto.

Characteristics:

Perforated face square diffusers with frame.

Construction:

Frame in aluminium, perforated sheet steel painted white RAL 9010.

Utilization:

For ceiling installation and for air intake and delivery.
Installation height: 2,5 - 4,0 m

Fixing:

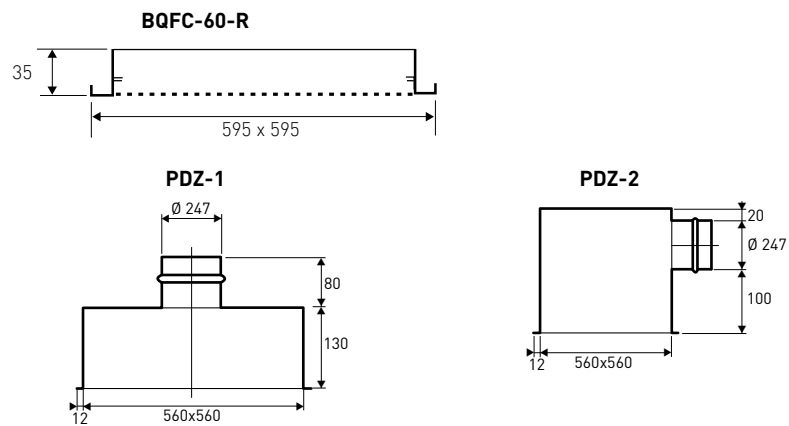
Clips (frontal screws on request).

Accessories:

- Galvanized steel plenum, standard or insulated, with or without equalizer sheet.
- Calibration damper made of galvanized steel and fins with opposite movement.

PREZZI RIPRESA / PRICES RETURN

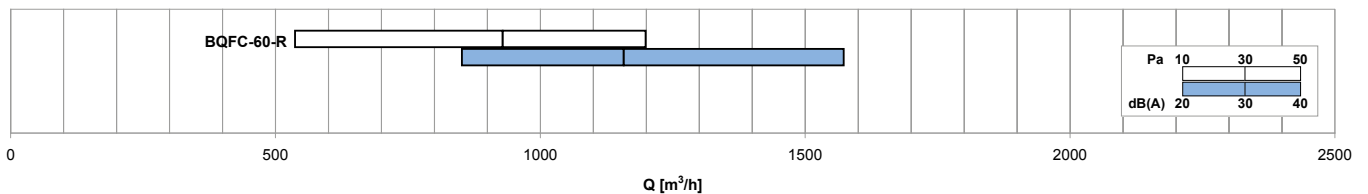
	RIPRESA / RETURN			
	BQFC-60-R	SC	PDZ-1	PDZ-2
BxH (mm)	€	€	€	€
* 595x595 esterno cornice overall size	-	-	-	-

DISEGNI / DRAWINGS

BQFC-60-R: Ripresa - no deflettori
Return - no deflectors

BQFC-60-M-S: Mandata - deflettori - attacco superiore
Supply - deflectors - upper inlet

BQFC-60-M-L: Mandata - deflettori - attacco laterale
Supply - deflectors - side inlet

DIAGRAMMA SCELTA RAPIDA / QUICK SELECTION DIAGRAM**RIPRESA / RETURN****TABELLA DI SELEZIONE / SELECTION TABLE**

Modello Model	A _v [m²]	Q [m³/h]		L _{WA} [dB(A)]		X _(0,25) -Y _(0,25) [m]		Dp _t [Pa]	
		min	max	min	max	min	max	min	max
BQFC-60-R	0,1398	540	1200	< 20	31	-	-	10	50

PREZZI MANDATA / PRICES SUPPLY

MANDATA / SUPPLY

	BQFC-60-M	Ø B	SC	PDZ-1	PDZI-1
	€	mm	€	€	€
BQFC60-M-S 160	-	158	-	-	-
BQFC60-M-S 200	-	198	-	-	-
BQFC60-M-S 250	-	248	-	-	-
BQFC60-M-S 315	-	313	-	-	-
	BQFC-60-M	Ø B	SC	PDZ-2	PDZI-2
BQFC60-M-L 160	-	158	-	-	-
BQFC60-M-L 200	-	198	-	-	-
BQFC60-M-L 250	-	248	-	-	-
BQFC60-M-L 315	-	313	-	-	-

DISEGNI / DRAWINGS

CONFIGURAZIONI FLUSSI ARIA
AIR FLOW CONFIGURATION

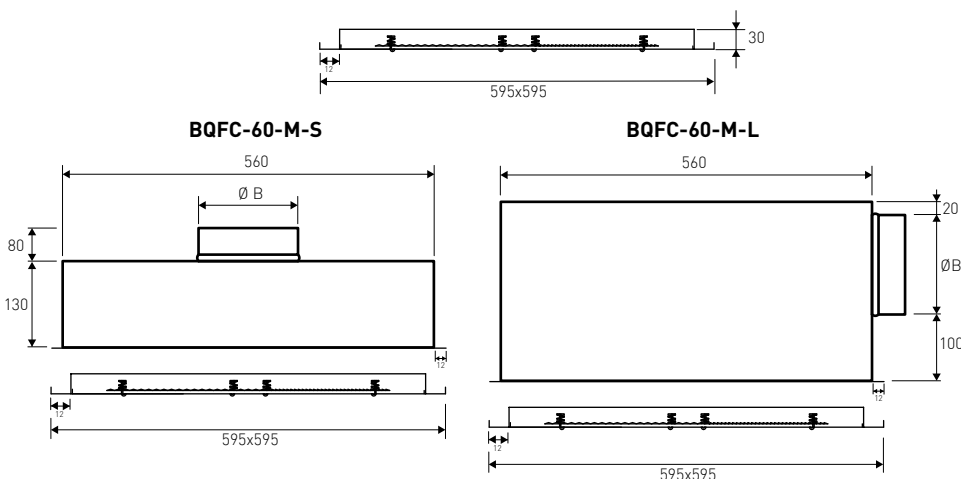
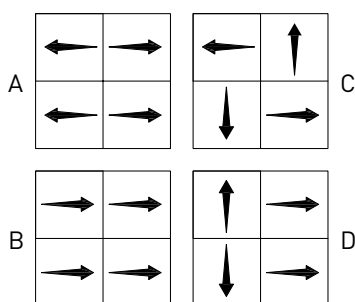


DIAGRAMMA SCELTA RAPIDA / QUICK SELECTION DIAGRAM

MANDATA / SUPPLY

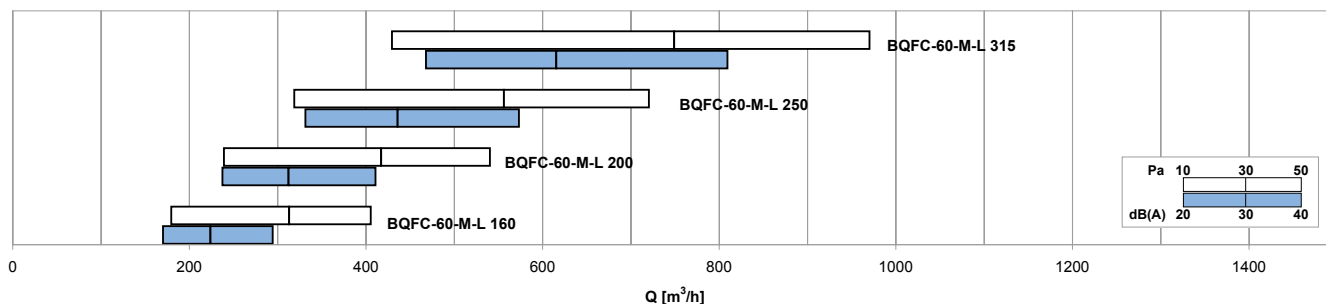
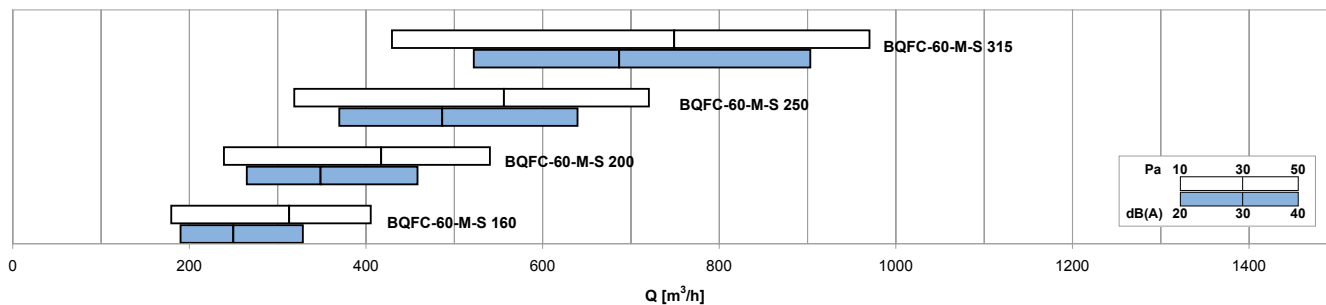


TABELLA DI SELEZIONE / SELECTION TABLE

Modello Model	Q [m³/h]		L _{wa} [dB(A)]		X _{10,20} [m]		D _p [Pa]	
	min	max	min	max	min	max	min	max
BQFC-60-M-S 160	180	410	-	48	1,1	3,4	10	50
BQFC-60-M-S 200	240	540	-	46	1,6	5,1	10	50
BQFC-60-M-S 250	320	720	-	44	2,4	7,7	10	50
BQFC-60-M-S 315	430	970	-	43	3,7	11,8	10	50

Modello Model	Q [m³/h]		L _{wa} [dB(A)]		X _{10,20} [m]		D _p [Pa]	
	min	max	min	max	min	max	min	max
BQFC-60-M-L 160	180	410	--	52	1,1	3,4	10	50
BQFC-60-M-L 200	240	540	--	50	1,6	5,1	10	50
BQFC-60-M-L 250	320	720	--	48	2,4	7,7	10	50
BQFC-60-M-L 315	430	970	--	47	3,7	11,8	10	50