

The image shows a close-up of an electric fan heater. The top part features a control panel with a 'Min' button, a temperature dial with markings at 25 and 30 degrees Celsius, and a small indicator light. Below the panel, the internal components, including the fan and heating elements, are visible through a series of horizontal slats. A large red rectangular overlay is positioned in the center of the image, containing the product name. The bottom part of the image shows the lower section of the heater, including the base and more slats.

EA Electric fan heaters



EA

Electric fan heater for wall mounting

The EA series of electric fans covers a wide range of outputs and is designed for permanent heating of warehouses, industrial premises, garages, drying rooms, etc. The simple, neat design makes the EA series also suitable for public premises, such as shops.

- 5 output variants: 6 kW, 9 kW, 14 kW, 21 kW and 30 kW
- Two-speed fans
- Built-in temperature regulator with knob for switching from low to high fan speed and continuous/intermittent fan operation
- Air deflector for adjusting vertically the direction of outlet air flow.
- Wall bracket that allows for stepless adjustment of the fan heater angle during installation.

Control

The fans have built-in automatic control equipment with electronic thermostat. An electronic room sensor (TG-R630, TG-R430 or TG-R530) for location anywhere in the premises senses the room temperature and ensures the best possible control accuracy. Room sensors must be ordered separately.

The fans are supplied with a separate selector switch (type OK2). This is used for starting/stopping the fan heater and for limiting its output.

Installation

EA fan heaters are delivered as standard with wall brackets. If the EA is equipped with a mixing section (AWB) the fan heater can serve as a supply air unit.



Design

The casing is made of galvanized sheet steel and is painted white.
 The heater elements are made of stainless steel EN 1.4541.
 The junction box includes equipment for automatic temperature control.
 Degree of protection: IP X4

Approvals

The fan heaters have been tested and approved by SEMKO in accordance with:
 LVD Directive: EN 60355-1, EN 60335-2-30 and EN 50366
 EMC Directive: EN 61000-6-1 and EN 61000-6-3
 EMF Directive: EN 50366



Overview of range

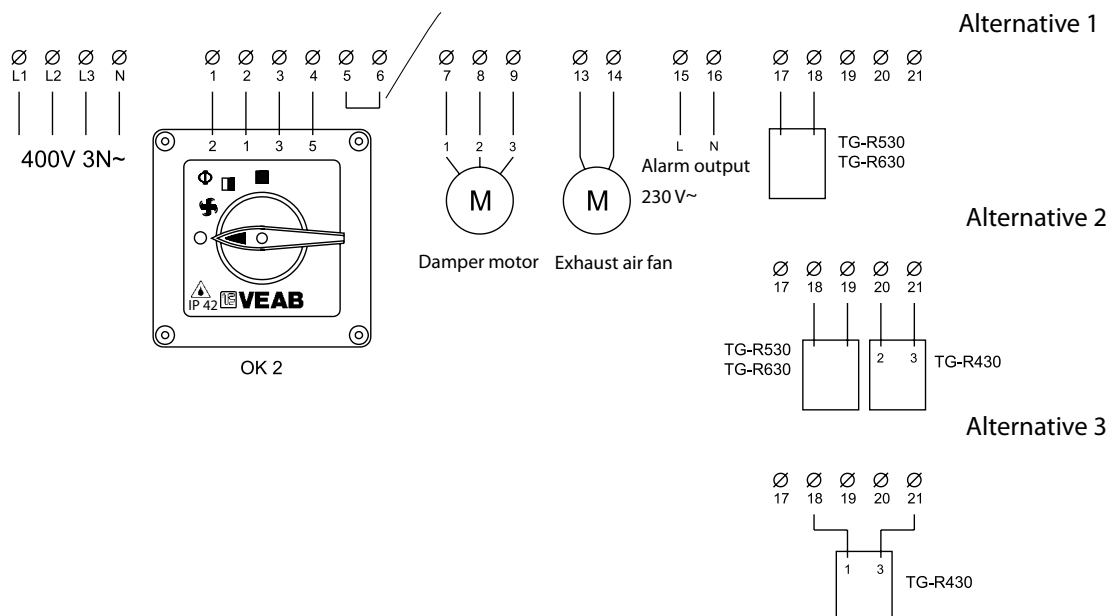
Technical data

		EA 6	EA 9	EA 14	EA 21	EA 30
Power supply	V	400 V 3N~	400 V 3N~	400 V 3N~	400 V 3N~	400 V 3N~
Current	A	8,8	13,1	20,4	30,5	43,5
Output	kW	6	9	14	21	30
Output steps	kW	0-3-6	0-6-9	0-7-14	0-14-21	0-20-30
Air flow rate (low speed/high speed)	m³/h	970 / 1300	970 / 1300	1950 / 2650	1950 / 2650	2800 / 3900
Air temp. rise through heater (low speed/high speed)	°C	17 / 13	26 / 19	20 / 15	30 / 22	30 / 21
Max. throw (low speed/high speed)	m	10 / 13	10 / 13	11 / 15	11 / 15	12 / 16
Sound level ¹⁾ (low speed/high speed)	dBA	45 / 54	45 / 54	48 / 57	48 / 57	56 / 63
Weight	kg	15	23	32	44	53
Dimensions, excl. wall bracket, W x H x D	mm	388 x 453 x 350	388 x 453 x 350	552 x 610 x 385	552 x 610 x 385	552 x 610 x 505
Dimensions, incl. wall bracket, W x H x D	mm	388 x 453 x 475	388 x 453 x 475	552 x 610 x 510	552 x 610 x 510	552 x 610 x 615
Degree of protection		IP X4	IP X4	IP X4	IP X4	IP X4

1) Measured at a distance of 5 metres in front of the unit.

Connection examples

Terminals 5 and 6 jumpered only on the EA 21 and EA 30



Accessories

Air deflector EALH

Used for directing the air sideways.
Aluminum blades.



Outer wall grille AWY

Supplied complete with telescopic wall lead-through that fits directly onto the AWB.
Made of Aluzinc-coated sheet steel.



Dimensions of wall opening:

Width x Height (mm)

EA 6 and 9: AWY 11 = 355 x 355

EA 14, 21 and 30: AWY 21 = 495 x 495

Mixing section AWB

When fitted with the AWB, the EA serves as a supply air unit and supplies the premises with heated fresh air.

The mixing section is provided with anti-condensation insulation. When the unit is started, the damper is opened automatically to a preset position by a damper motor (must be ordered separately)



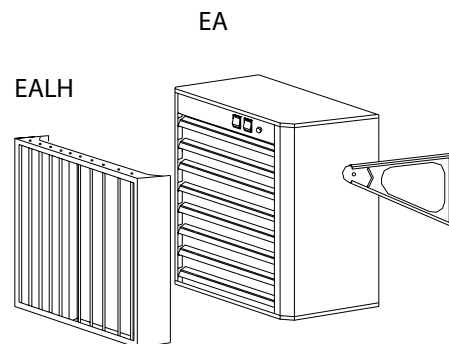
Overall length:

EA 6 and 9: AWB 11 = 430 mm

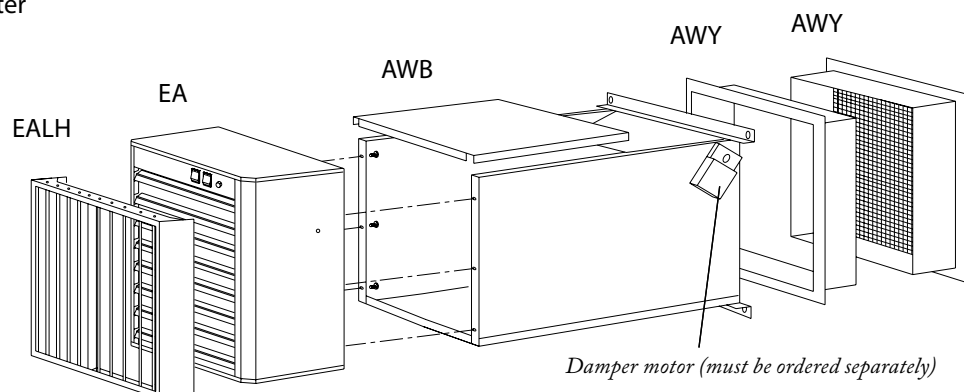
EA 14, 21 and 30: AWB 21 = 880 mm

Combination facilities






EA for circulation heating



EA as an air inlet heater



Accessories

	Product	Range	Degree of protection
	Room sensor TG-R430 with setpoint adjustment	0-30°C	IP 30
	Room sensor TG-R530 The required temperature is preset on the fan heater.	0-30°C	IP 30
	Room sensor TG-R630 The required temperature is preset on the fan heater.	0-30°C	IP 65
	Damper motor LM 230	For AWB 11 230 V AC	IP 54
	Damper motor NM 230	For AWB 21 230 V AC	IP 54